

# SUPERIOR COURT OF CALIFORNIA COUNTY OF SAN DIEGO

## CIVIL HARASSMENT RESPONDENT PACKET



### FORMS INCLUDED IN THIS PACKET

How Can I Respond to a Request for Civil Harassment Restraining Orders?	Judicial Council Form #CH-120-INFO
Response to Request for Civil Harassment Restraining Orders	Judicial Council Form #CH-120
How to Ask for a New Hearing Date	Judicial Council Form #CH-115-INFO
Instructions for Requesting to Continue Hearing on Restraining Order	SDSC Form #CIV-385
Proof of Service of Response by Mail	Judicial Council Form #CH-250
How Do I Turn In or Sell My Firearms	Judicial Council Form #CH-800-INFO
Proof of Firearms Turned In or Sold	Judicial Council Form #CH-800

**What is a civil harassment restraining order?**

It is a court order that prohibits you from doing certain things and going to certain places.

**What does the order do?**

The court can order you to:

- Not contact the person who asked for the order
- Stay away from that person and the person's home and workplace
- Not have any guns as long as the order is in effect

**Who can ask for a civil harassment restraining order?**

A person who is worried about safety because he or she has been or is being:

- Stalked
- Harassed
- Assaulted, including sexually, or
- Threatened with violence

**I've been served with a request for civil harassment restraining orders. What do I do now?**

Read the papers served on you very carefully. The *Notice of Court Hearing* tells you when to appear in court. There may also be a *Temporary Restraining Order* forbidding you from doing certain things. You must obey the order until the hearing.

**What if I don't obey the order?**

The police can arrest you. You can go to jail and pay a fine.

**What if I don't agree with what the order says?**

You still must obey the order until the hearing. If you disagree with the orders the person is asking for, fill out Form CH-120, *Response to Request for Civil Harassment Restraining Orders*, before your hearing date and file it with the court. If you need to include attachments, you can use Form MC-025. You can get the forms from legal publishers or on the Internet at [www.courts.ca.gov](http://www.courts.ca.gov). You also may be able to find them at your local courthouse or county law library.

**Do I have to serve the other person with a copy of my response?**

Yes. Have someone age 18 or older—**not you**—mail a copy of completed Form CH-120 to the person who asked for the order (or that person's lawyer). (This is called "service by mail.")

The person who serves the form by mail must fill out Form CH-250, *Proof of Service of Response by Mail*. Have the person who did the mailing sign the original. Take the completed form back to the court clerk or bring it with you to the hearing.

**Should I go to the court hearing?**

Yes. You should go to court on the date listed on Form CH-109, *Notice of Court Hearing*. If you do not go to the hearing, the judge can make orders against you without hearing from you.

**CH-109 Notice of Court Hearing**

Clerk stamps date here when form is filed.

**1 Person Seeking Protection**

a. Your Full Name: \_\_\_\_\_

Your Lawyer (if you have one for this case):  
 Name: \_\_\_\_\_ State Bar No.: \_\_\_\_\_  
 Firm Name: \_\_\_\_\_

b. Your Address (If you have a lawyer, give your lawyer's information. If you do not have a lawyer and want to keep your home address private, you may give a different mailing address instead. You do not have to give telephone, fax, or e-mail.):  
 Address: \_\_\_\_\_  
 City: \_\_\_\_\_ State: \_\_\_\_\_ Zip: \_\_\_\_\_  
 Telephone: \_\_\_\_\_ Fax: \_\_\_\_\_  
 E-Mail Address: \_\_\_\_\_

Fill in court name and street address:  
 Superior Court of California, County of \_\_\_\_\_

Court file in case number when form is filed.  
 Case Number: \_\_\_\_\_

**2 Person From Whom Protection Is Sought**

Full Name: \_\_\_\_\_

The court will complete the rest of this form.

**3 Notice of Hearing**

A court hearing is scheduled on the request for restraining orders against the person in (2):

Name and address of court if different from above:

Hearing Date: \_\_\_\_\_ Time: \_\_\_\_\_  
 Dept.: \_\_\_\_\_ Room: \_\_\_\_\_

**4 Temporary Restraining Orders** (Any orders granted are on Form CH-110, served with this notice.)

a. Temporary Restraining Orders for personal conduct and stay-away orders as requested in Form CH-100, Request for Civil Harassment Restraining Orders, are (check only one box below):

(1) ☐ All GRANTED until the court hearing.

(2) ☐ All DENIED until the court hearing. (Specify reasons for denial in b, below.)

(3) ☐ Partly GRANTED and partly DENIED until the court hearing. (Specify reasons for denial in b, below.)

Judicial Council of California, www.courts.ca.gov  
 Revised July 1, 2014, Mandatory Form  
 Code of Civil Procedure, § 527.6  
 Approved by CCLJ

**Notice of Court Hearing  
 (Civil Harassment Prevention)**

CH-109, Page 1 of 3



**How long does the order last?**

If the court issued a temporary restraining order before the hearing, it will last until your hearing date. At that time, the court will decide to continue or cancel the order. Any order issued at the hearing can last for up to five years.

**Do I need a lawyer?**

Having a lawyer is always a good idea, but it is not required, and you are not entitled to a free court-appointed attorney. Ask the court clerk about free and low-cost legal services and self-help centers in your county.

**Will I see the person who asked for the order at the court hearing?**

Yes. Assume that the person who is asking for the order will attend the hearing. Do not talk to him or her unless the judge or that person's attorney says that you can.

**Can I bring a witness to the court hearing?**

Yes. You can bring witnesses or documents that support your case to the hearing. But if possible, you should also bring the witnesses' written statements of what they saw or heard. Their statements must be made under penalty of perjury. You can use Form MC-030 for this.

**For help in your area, contact:**

*[Local information may be inserted.]*

**What if I don't speak English?**

When you file your papers, ask the clerk if a court interpreter is available. You may have to pay a fee for the interpreter. If an interpreter is not available for your court date, bring someone to interpret for you. You should ask someone age 18 or older to interpret for you.

**What if I have a gun?**

If a restraining order is issued, you cannot own, possess, or have a gun, other firearm, or ammunition while the order is in effect. If you have a gun or other firearm in your immediate possession or control, you must sell it to or store it with a licensed gun dealer, or turn it in to a law enforcement agency.

**Can I agree with the protected person to cancel the order?**

No. Once the order is issued, only the judge can change or cancel it. You or the protected person would have to file a request with the court to cancel the order.

**What if I am deaf or hard of hearing?**

Assistive listening systems, computer-assisted real-time captioning, or sign language interpreter services are available if you ask at least five court days before the hearing. Contact the clerk's office or go to [www.courts.ca.gov/forms](http://www.courts.ca.gov/forms) for *Request for Accommodations by Persons with Disabilities and Response* (Form MC-410). (Civ. Code, § 54.8.)

**Use this form to respond to the Request (form CH-100)**

- Read *How Can I Respond to a Request for Civil Harassment Restraining Orders?* (form CH-120-INFO) to protect your rights.
- Fill out this form and take it to the court clerk.
- Have someone age 18 or older—**not you**—serve the person in ① or his or her lawyer by mail with a copy of this form and any attached pages. (Use form CH-250, Proof of Service of Response by Mail.)

**① Person Seeking Protection**Full name of person seeking protection (see form CH-100, item ①):  
\_\_\_\_\_**② Person From Whom Protection Is Sought**

a. Your Name: \_\_\_\_\_

Your Lawyer (if you have one for this case)

Name: \_\_\_\_\_ State Bar No.: \_\_\_\_\_

Firm Name: \_\_\_\_\_

b. Your Address (If you have a lawyer, give your lawyer's information. If you do not have a lawyer and want to keep your home address private, you may give a different mailing address instead. You do not have to give telephone, fax, or e-mail.)

Address: \_\_\_\_\_

City: \_\_\_\_\_ State: \_\_\_\_\_ Zip: \_\_\_\_\_

Telephone: \_\_\_\_\_ Fax: \_\_\_\_\_

E-mail Address: \_\_\_\_\_

**③ Personal Conduct Orders**

- a. ☐ I agree to the orders requested.
- b. ☐ I do not agree to the orders requested. (Specify why you disagree in item ⑪ on page 3.)
- c. ☐ I agree to the following orders (Specify below or in item ⑪ on page 3.)
- \_\_\_\_\_
- \_\_\_\_\_

**④ Stay-Away Orders**

- a. ☐ I agree to the orders requested.
- b. ☐ I do not agree to the orders requested. (Specify why you disagree in item ⑪ on page 3.)
- c. ☐ I agree to the following orders (specify below or in item ⑪ on page 3):
- \_\_\_\_\_
- \_\_\_\_\_

**⑤ Additional Protected Persons**

- a. ☐ I agree that the persons listed in item ③ of form CH-100 may be protected by the order requested.
- b. ☐ I do not agree that the persons listed in item ③ of form CH-100 may be protected by the order requested.

Fill in court name and street address:

**Superior Court of California, County of San Diego**☐ CENTRAL DIVISION, HALL OF JUSTICE,  
330 W. BROADWAY, SAN DIEGO, CA 92101☐ NORTH COUNTY DIVISION, 325 S. MELROSE DR.,  
VISTA, CA 92081

Court fills in case number when form is filed.

**Case Number:**

Present your response and any opposition at the hearing. Write your hearing date, time, and place from form CH-109 item ③ here:

<b>Hearing Date</b> →	Date: _____	Time: _____
	Dept.: _____	Room: _____

**If you were served with a Temporary Restraining Order, you must obey it until the hearing.** At the hearing, the court may make orders against you that last for up to five years.



**6 Guns or Other Firearms and Ammunition**

If you were served with form CH-110, *Temporary Restraining Order*, you cannot own or possess any guns, other firearms, or ammunition. (See item 7 of form CH-110.) You must sell to or store with a licensed gun dealer, or turn in to a law enforcement agency, any guns or other firearms in your immediate possession or control within 24 hours of being served with form CH-110. You must file a receipt with the court. You may use form CH-800, *Proof of Firearms Turned In, Sold or Stored*, for the receipt.

- a. ☐ I do not own or control any guns or firearms.
- b. ☐ I ask for an exemption from the firearms prohibition under Code of Civil Procedure section 527.9(f) because carrying a firearm is a condition of my employment, and my employer is unable to reassign me to another position where a firearm is unnecessary. (Explain):
- ☐ Check here if there is not enough space below for your answer. Put your complete answer on an attached sheet of paper and write "Attachment 6b—Firearms Surrender Exemption" as a title. You may use form MC-025, Attachment.

---

---

---

---

- c. ☐ I have turned in my guns and firearms to the police or sold them to or stored them with a licensed gun dealer. A copy of the receipt ☐ is attached. ☐ has already been filed with the court.

**7 Possession and Protection of Animals**

- a. ☐ I agree to the orders requested.
- b. ☐ I do not agree to the orders requested. (Specify why you disagree in item 11 on page 3.)
- c. ☐ I agree to the following orders (specify below or in item 11 on page 3):

---

---

---

**8 Other Orders**

- a. ☐ I agree to the orders requested.
- b. ☐ I do not agree to the orders requested. (Specify why you disagree in item 11 on page 3.)
- c. ☐ I agree to the following orders (specify below or in item 11 on page 3):

---

---

---

---

**9 Denial**

I did not do anything described in item 7 of form CH-100. (Skip to 11.)



**10** ☐ **Justification or Excuse**

If I did some or all of the things that the person in **1** has accused me of, my actions were justified or excused for the following reasons (*explain*):

☐ Check here if there is not enough space below for your answer. Put your complete answer on an attached sheet of paper and write "Attachment 10—Justification or Excuse" as a title. You may use form MC-025, Attachment.

---

---

---

---

---

---

---

---

---

---

**11** ☐ **Reasons I Do Not Agree to the Orders Requested**

*Explain your answers to each order requested that you do not agree with.*

☐ Check here if there is not enough space below for your answer. Put your complete answer on an attached sheet of paper and write "Attachment 11—Reasons I Disagree" as a title. You may use form MC-025, Attachment.

---

---

---

---

---

---

---

---

---

---

---

---

---

---

---

---

---

---

---

---

---

---

---

---

---

---



**12** ☐ **No Fee for Filing**

- a. ☐ I request that I not be required to pay the filing fee because the person in **1** claims in form CH-100 item **13** to be entitled to free filing.
- b. ☐ I request that I not be required to pay the filing fee because I am eligible for a fee waiver. (*Form FW-001, Request to Waive Court Fees, must be filed separately.*)

**13** ☐ **Lawyer's Fees and Costs**

- a. ☐ I ask the court to order payment of my ☐ Lawyer's fees ☐ Court costs.

The amounts requested are:

<u>Item</u>	<u>Amount</u>	<u>Item</u>	<u>Amount</u>
_____	\$ _____	_____	\$ _____
_____	\$ _____	_____	\$ _____
_____	\$ _____	_____	\$ _____

- ☐ Check here if there are more items. Put the items and amounts on the attached sheet of paper and write "Attachment 13—Lawyer's Fees and Costs" for a title. You may use or form MC-025, Attachment.
- b. ☐ I ask the court to deny the request of the person asking for protection that I pay his or her lawyer's fees and costs.

**14** Number of pages attached to this form, if any: \_\_\_\_\_

Date: \_\_\_\_\_

\_\_\_\_\_  
*Lawyer's name (if any)*

► \_\_\_\_\_  
*Lawyer's signature*

I declare under penalty of perjury under the laws of the State of California that the information above and on all attachments is true and correct.

Date: \_\_\_\_\_

\_\_\_\_\_  
*Type or print your name*

► \_\_\_\_\_  
*Sign your name*

## 1 You may need to ask for a new court date if:

- You are the person asking for protection and are unable to have *Notice of Court Hearing* (form [CH-109](#)), and other papers served in time before the court date.
- You are the person to be restrained and making your first request to reschedule your court date.
- You have a good reason for needing a new court date. (The court may grant your request to reschedule your court date on a showing of good cause.)

## 2 What does form CH-115 do?

Use *Request to Continue Hearing* (form [CH-115](#)) to ask the court to reschedule your court date. If your court date is rescheduled and a *Temporary Restraining Order* (TRO; form [CH-110](#)) was granted, the TRO will be extended until the end of your new court date unless the court decides to modify or terminate it. “Extend” means to keep any temporary orders in effect until the new court date.

## 3 Follow these steps:

- Fill out all of form [CH-115](#).
- Fill out items ① and ② on *Order on Request to Continue Hearing* (form [CH-116](#)).
- The judge will need to review your papers. In some courts, you must give your papers to the clerk. Ask the court clerk for information on how you ask the judge to review your papers.
- After you turn in your forms as required by your local court, check with the clerk’s office to see if the judge approved (granted) your request to reschedule your court date.
- If the judge signed form [CH-116](#), you will have a new court date. If the judge did NOT sign the form, you should go to court at the date, time, and location on form [CH-109](#).
- Next, file both forms [CH-115](#) and [CH-116](#) with the clerk. The clerk will make up to three file-stamped copies for you. Keep at least one copy to bring to your court date.
- The other party must be served a copy of the court papers as described in item ⑥ on form [CH-116](#).
- Ask the person who serves the papers to complete a proof of service form and give it to you. If service was in person, use *Proof of Personal Service* (form [CH-200](#)). If service was by mail, use *Proof of Service—Civil* (form [POS-040](#)). Make two copies of the completed forms.
- File the completed and signed proof of service form with the clerk’s office before your court date.
- If the court reschedules your court date and extends the TRO to the new court date, the clerk will send the TRO to law enforcement. It will be entered into a statewide computer system that lets police know about the order so that it can be enforced.

## 4 Go to your court date

- Take at least two copies of your documents and filed forms to your court date. Include a filed proof of service form. “Documents” may include exhibits, declarations, and financial statements, and the court may enter them into evidence at its discretion.
- If you are the person seeking protection and you do not go to the court date, your TRO will expire at the end of your court date.
- If you are the person to be restrained and you do not go to your court date, the court can still make orders against you that can last for up to five years.

## 5 Need help?

Ask the court clerk about free or low-cost legal help that may be available in your county.



## SUPERIOR COURT OF CALIFORNIA, COUNTY OF SAN DIEGO

### INSTRUCTIONS FOR REQUESTING TO CONTINUE HEARING ON RESTRAINING ORDER

Protected or restrained persons may request to continue the hearing on restraining order by following the process for the location where the hearing is scheduled as indicated below.

The following forms are required for all requests:

#### **Civil Harassment/Elder Abuse**

- **Request to Continue Hearing (JC Form #CH-115/EA-115)**
- **Order on Request to Continue Hearing (JC Form #CH-116/EA-116)**

Parties may request to continue the hearing by either appearing on the day of the hearing or appearing ex parte prior to the scheduled hearing date.

#### **Instructions for Appearing Ex Parte**

##### **Central Division**

An ex parte hearing may be scheduled by calling (619) 450-7275 and requesting to be transferred to Department 61. Notice of the ex parte hearing must be provided by a third party to the opposing party/attorney no later than 10:00 a.m. the court day prior to the ex parte appearance.

In addition to the required forms listed above, the requesting party must also complete and submit an Ex Parte Application (SDSC Form #ADM-252) to the courtroom clerk upon checking-in.

##### **East County Division**

An ex parte hearing may be heard on a walk-in basis. The required forms listed above must be submitted in the Business Office prior to 3:00 p.m.

##### **North County Division**

An ex parte hearing may be heard on a walk-in basis. The required forms listed above must be submitted in the Business Office prior to 3:00 p.m.

##### **South County Division**

An ex parte hearing may be scheduled at the counter in the Business Office or by calling (619) 746-6200 the day before the requested hearing date. Notice of the ex parte hearing must be provided by a third party to the opposing party/attorney no later than 10:00 a.m. the court day prior to the ex parte appearance.

In addition to the required forms listed above, the requesting party must also complete and submit an Ex Parte Application (SDSC Form #ADM-252) and a declaration of notice and drop them off in the Ex Parte Box no later than 12:00 p.m. the day before the scheduled ex parte hearing.

Clerk stamps date here when form is filed.

**1 Person Seeking Protection**

Name: \_\_\_\_\_

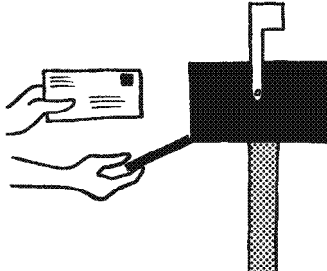
**2 Person From Whom Protection Is Sought**

Your Name: \_\_\_\_\_

**3 Notice to Server**

The server must:

- Be 18 years of age or older.
- Live or be employed in the county where the mailing took place.
- Not be listed in items ① or ③ of Form CH-100.
- Mail a copy of all documents checked in ④ to the person in ①.
- Complete and sign this form and give it to the person in ②.



Fill in court name and street address:

**Superior Court of California, County of San Diego**
☐ CENTRAL DIVISION, HALL OF JUSTICE,  
330 W. BROADWAY, SAN DIEGO, CA 92101

☐ NORTH COUNTY DIVISION, 325 S. MELROSE DR.  
VISTA, CA 92081

Fill in case number:

**Case Number:** \_\_\_\_\_**PROOF OF SERVICE BY MAIL**

- 4** I am 18 years of age or older and not a party to this proceeding. I live or am employed in the county where the mailing took place. I mailed the person in ① a copy of all documents checked below:

a. Form CH-120, *Response to Request for Civil Harassment Restraining Orders*b. ☐ Other (*specify*): \_\_\_\_\_

- 5** I placed copies of the documents checked above in a sealed envelope and mailed them as described below:

a. Mailed to (*name*): \_\_\_\_\_

b. To this address: \_\_\_\_\_

City: \_\_\_\_\_ State: \_\_\_\_\_ Zip: \_\_\_\_\_

c. On (*date*): \_\_\_\_\_ Mailed from: City: \_\_\_\_\_ State: \_\_\_\_\_**6 Server's Information**

Name: \_\_\_\_\_

Address: \_\_\_\_\_

City: \_\_\_\_\_ State: \_\_\_\_\_ Zip: \_\_\_\_\_

Telephone: \_\_\_\_\_

*(If you are a registered process server):*

County of registration: \_\_\_\_\_ Registration number: \_\_\_\_\_

I declare under penalty of perjury under the laws of the State of California that the information above is true and correct.

Date: \_\_\_\_\_

Type or print server's name



Server to sign here

**1 What is a firearm?**

A firearm is a:

- Handgun
- Rifle
- Shotgun
- Assault weapon

**2 If you own or have a firearm you must:**

- Turn it in to local law enforcement
- Sell it to a licensed firearms dealer, or
- Store it with a licensed firearms dealer

**3 How do I sell or store my firearm?**

Find a California licensed firearms dealer in your area.

Look under “Firearms Dealers” in your local Yellow Pages or on the Internet. Make sure the dealer is licensed.

**4 How do I take my firearm to law enforcement?**

Call your local law enforcement agency to ask about their procedures. Take a copy of the restraining order with you. Go directly to the law enforcement agency. Do not go anywhere else with firearms in your vehicle!

**5 If I turn my firearm in to law enforcement, how long will they keep it?**

Ask the law enforcement agency.

**6 After I give my firearm to law enforcement, can I change my mind?**

Yes. You are allowed to make one sale through a licensed gun dealer. To do this, a licensed gun dealer must present a bill of sale to your local law enforcement agency. The law enforcement agency will give the licensed gun dealer the firearm you are selling.

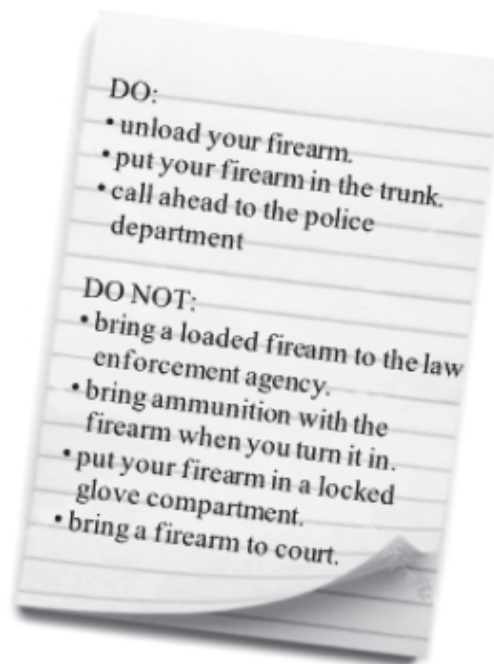
**7 Do I have to pay the law enforcement agency to keep my firearm?**

You may have to pay the agency for keeping your firearm. Contact your local law enforcement agency and ask if a fee is charged. The agency will tell you how much you need to pay.

**8 Questions?**

Call your local law enforcement agency:

*(Insert local information here.)*



Fill in court name and street address:

**Superior Court of California, County of San Diego**☐ CENTRAL DIVISION, HALL OF JUSTICE,  
330 W. BROADWAY, SAN DIEGO, CA 92101☐ NORTH COUNTY DIVISION, 325 S. MELROSE DR.,  
VISTA, CA 92081

Court fills in case number when form is filed.

**Case Number:****1 Protected Person**

Name: \_\_\_\_\_

**2 Restrained Person**

a. Your Name \_\_\_\_\_

Your Lawyer (if you have one for this case):

Name: \_\_\_\_\_ State Bar No.: \_\_\_\_\_

Firm Name: \_\_\_\_\_

b. Your Address (If you have a lawyer, give your lawyer's information.  
If you do not have a lawyer and want to keep your home address  
private, you may give a different mailing address instead. You do not  
have to give telephone, fax, or e-mail.):

Address: \_\_\_\_\_

City: \_\_\_\_\_ State: \_\_\_\_\_ Zip: \_\_\_\_\_

Telephone: \_\_\_\_\_ Fax: \_\_\_\_\_

E-Mail Address: \_\_\_\_\_

**3 To the Restrained Person:**

If the court has ordered you to turn in, sell, or store your firearms, you may use this form to prove to the court that you have obeyed its orders. When you deliver your unloaded weapons, ask the law enforcement officer or the licensed gun dealer to complete item ④ or ⑤ and item ⑥. After the form is signed, file it with the court clerk. Keep a copy for yourself. For help, read Form CH-800-INFO, *How Do I Turn in, Sell, or Store My Firearms?*

**4 To Law Enforcement**

Fill out items ④ and ⑥ of this form. Keep a copy and give the original to the person who turned in the firearms.

The firearms listed in ⑥ were turned in on:

Date: \_\_\_\_\_ at: \_\_\_\_\_ ☐ a.m. ☐ p.m.To: \_\_\_\_\_  
*Name and title of law enforcement agent*\_\_\_\_\_  
*Name of law enforcement agency*\_\_\_\_\_  
*Address*

I declare under penalty of perjury under the laws of the State of California that the information above is true and correct.

▶ \_\_\_\_\_  
*Signature of law enforcement agent***5 To Licensed Gun Dealer**

Fill out items ⑤ and ⑥ of this form. Keep a copy and give the original to the person who sold you the firearms or stored them with you.

The firearms listed in ⑥ were

☐ sold to me ☐ transferred to me for storage on:Date: \_\_\_\_\_ at: \_\_\_\_\_ ☐ a.m. ☐ p.m.To: \_\_\_\_\_  
*Name of licensed gun dealer*\_\_\_\_\_  
*License number Telephone*\_\_\_\_\_  
*Address*

I declare under penalty of perjury under the laws of the State of California that the information above is true and correct.

▶ \_\_\_\_\_  
*Signature of gun dealer*

**6 Firearms**

	<u>Make</u>	<u>Model</u>	<u>Serial Number</u>
a.	_____	_____	_____
b.	_____	_____	_____
c.	_____	_____	_____
d.	_____	_____	_____
e.	_____	_____	_____

☐ Check here if you turned in, sold, or stored more firearms. Attach a sheet of paper and write "CH-800, Item 6—Firearms Turned In, Sold, or Stored" for a title. Include make, model, and serial number of each firearm. You may use Form MC-025, Attachment.

**7** Do you have, own, possess, or control any other firearms besides the firearms listed in **6**? ☐ Yes ☐ No

If you answered yes, have you turned in, sold, or stored those other firearms? ☐ Yes ☐ No

If yes, check one of the boxes below:

- a. ☐ I filed a *Proof of Firearms Turned In, Sold, or Stored* for those firearms with the court on (date):
- b. ☐ I am filing the proof for those firearms along with this proof.
- c. ☐ I have not yet filed the proof for the other firearms. (Explain why not):

☐ Check here if there is not enough space below for your answer. Put your complete answer on the attached sheet of paper or Form MC-025 and write "Attachment 7c" for a title.

---



---



---



---




---

I declare under penalty of perjury under the laws of the State of California that the information above is true and correct.

Date:

\_\_\_\_\_  
Type or print your name

\_\_\_\_\_  
Sign your name