



Family Law Hearings

Family Law and Domestic Violence Restraining Orders Hearings

How to Check-In for Your Hearing

1. Type the following web address into a web browser on your smart phone:

<https://tinyurl.com/South-Dept17>

OR scan the following QR code with your smart phone.



2. Open the check-in sheet using the **Google Sheets** app. If you don't already have the Google Sheets app, you may need to download it. For the iPhone, click on "GET THE APP." For the Android, click on "USE THE APP."

iPhone

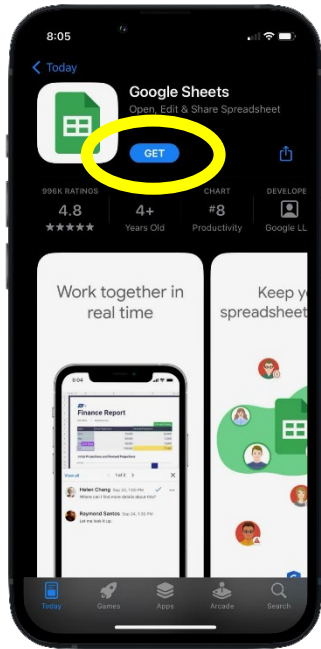


Android

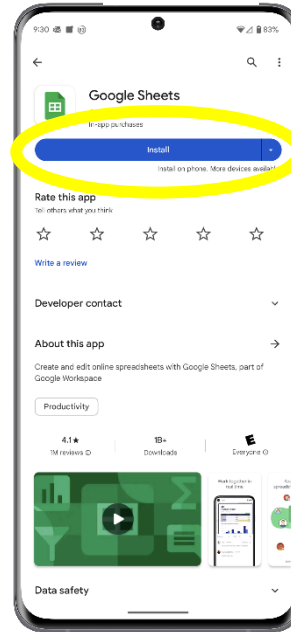


3. Install the Google Sheets app. For the iPhone, click on “GET.” For the Android, click on “Install.”

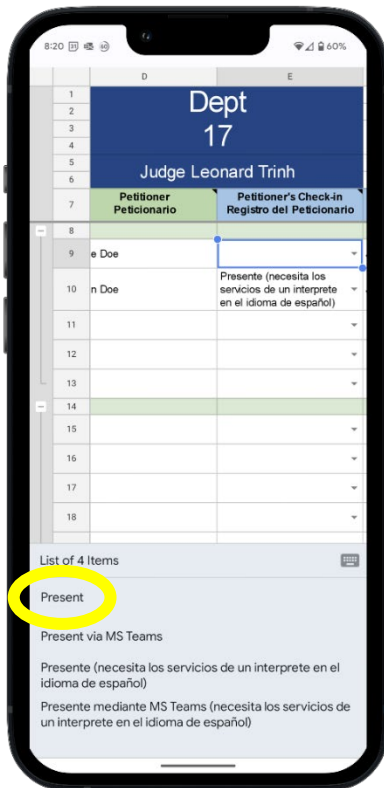
iPhone



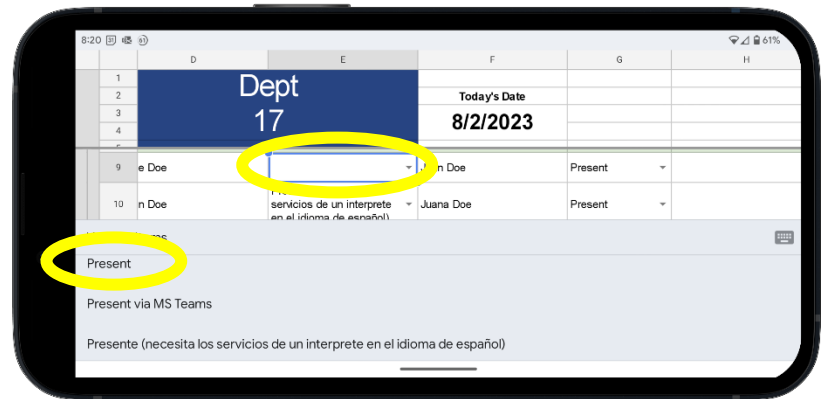
Android



4. To use the Google Docs check-in sheet, swipe to the check-in box to the right of your name. Select the box which will give you a drop-down menu and select “Present” if you will be physically present in court.



For counsel, please type in your name next to the party you represent and select “Present.”



5. If you are unable to check in using your smart phone or don't have a smart phone, please see the bailiff.